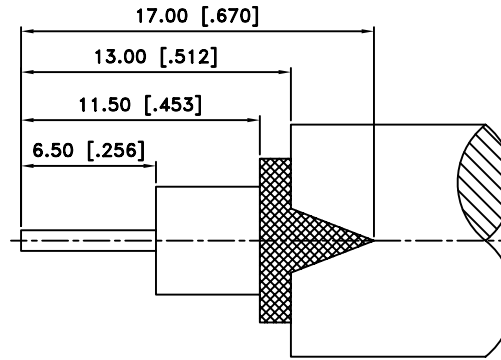
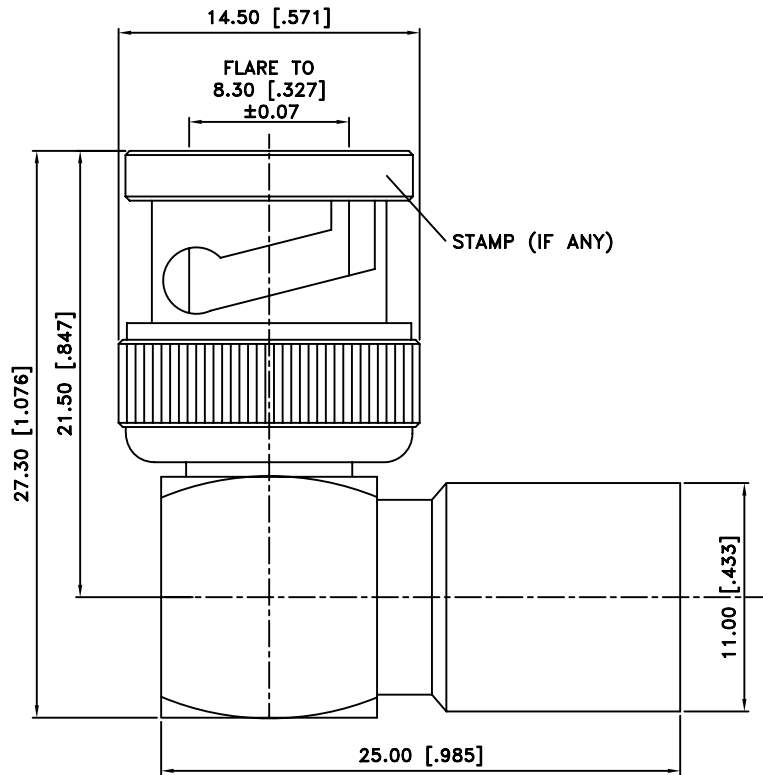
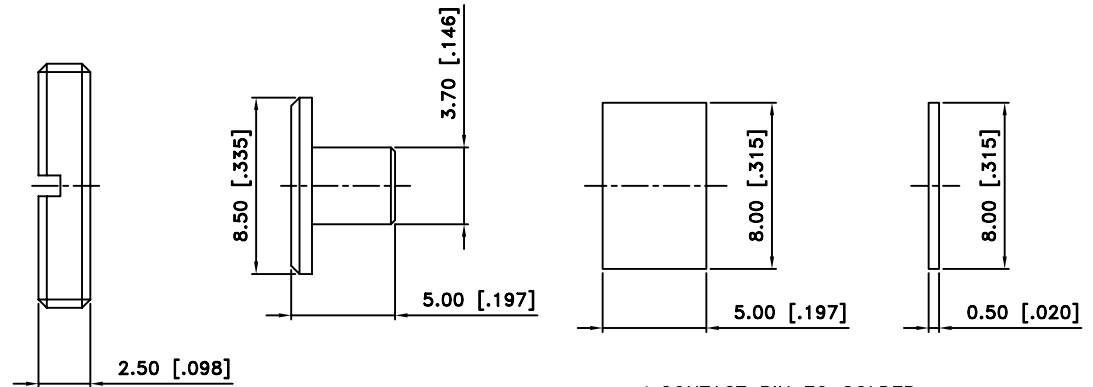
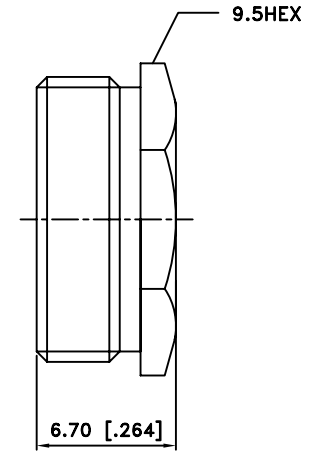


EDITION	DESCRIPTION	DRAWN	DATE
	INITIAL RELEASE		06/29/09



RECOMMENDED
CABLE STRIPPING DIM'S



1.CONTACT PIN TO SOLDER

14	NUT	1	BRASS	NICKEL
13	HEX NUT	1	BRASS	NICKEL
12	WASHER	1	BRASS	NICKEL
11	GASKET	1	SILICONE	RED
10	TOP HAT	1	BRASS	SILVER
9	WASHER	1	BRASS	NICKEL
8	SPRING	1	SK5	NICKEL
7	RETAINER RING	1	BRASS	NICKEL
6	GASKET	1	RUBBER	RED
5	CONTACT PIN	1	BRASS	GOLD
4	INSULATOR	1	DELRIN	NATURAL
3	BODY	1	BRASS	NICKEL
2	HOUSING	1	BRASS	NICKEL
1	SHELL	1	BRASS	NICKEL
NO	Description	Q'ty	Material	Finish



ChoiceRight Electronic Inc

TOLERANCES			
DIMENSIONS ARE IN MILLIMETER			
UNLESS OTHERWISE SPECIFIED ARE IN MILLIMETERS			
DIMENSIONS IN [] ARE IN INCH AND FOR CUSTOMER REFERENCE ONLY.			
UNLESS OTHERWISE SPECIFIED TOLERANCES FOR MILLIMETER ARE:			
0.5	- 8mm	± 0.20mm	
0.5	- 20mm	± 0.40mm	
0.5	- 150mm	± 0.50mm	
UNLESS OTHERWISE SPECIFIED TOLERANCES FOR INCH ARE:			
.050	- .218	± 0.007"	
.218	- 1.180	± 0.014"	
1.180	- 4.724	± 0.020"	

TITLE	BNC R/A CLAMP PLUG (FOR RG-58C/U, 58/U, 142A/U, 223/U)	CHECKED	J. Lin
Edt Code	BNCMR00204F5000-1	DRAWER	Eddie
FILE NO. D:\	EDITION: B	DATE 06/29/09	SCALE NA UNIT MM