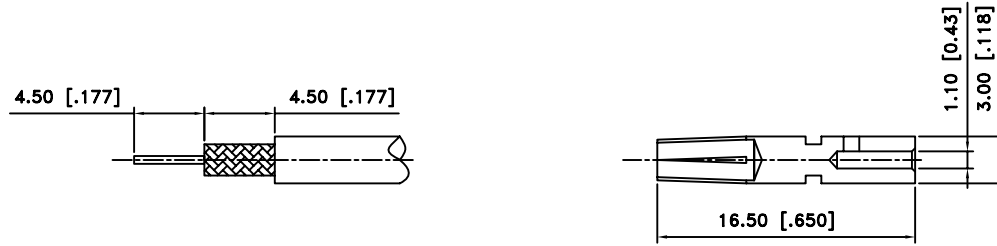
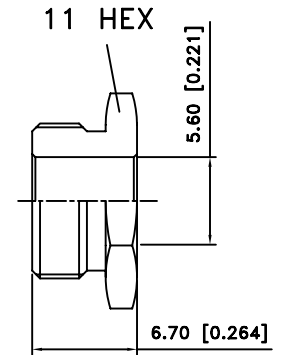
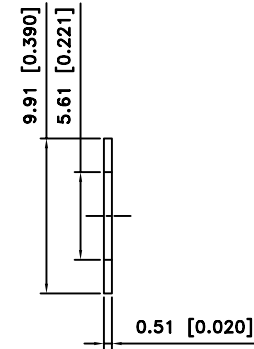
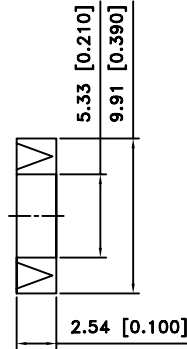
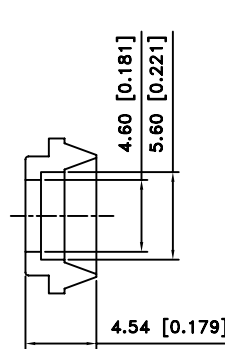
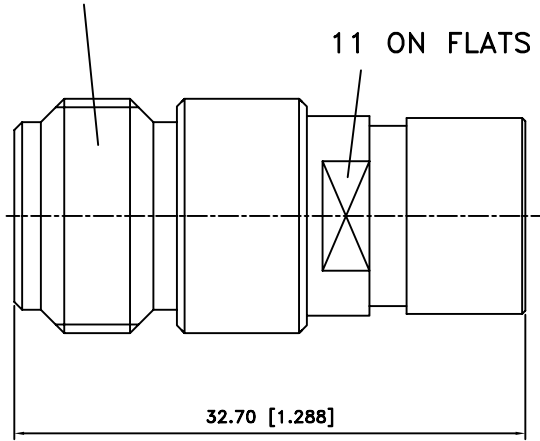


REV.	DATE	DESCRIPTION
NC	07/05/06	INITIAL RELEASE



RECOMMENDED CABLE STRIPPING DIMENSIONS

5/8-24UNEF-2B



ChoiceRight Electronic Inc

UNLESS OTHERWISE SPECIFIED DIMENSIONS ARE IN MILLIMETERS. DIMENSIONS IN () ARE IN INCHES AND FOR CUSTOMER REFERENCE ONLY.

UNLESS OTHERWISE SPECIFIED TOLERANCES FOR MILLIMETERS ARE:
 0.5 - 8mm ± 0.20mm
 8 - 30mm ± 0.40mm
 30 - 120mm ± 0.50mm

UNLESS OTHERWISE SPECIFIED TOLERANCES FOR MILLIMETERS ARE:
 .020 - .315 = ± 0.007"
 .315 - 1.180 = ± 0.015"
 1.180 - 4.724 = ± 0.020"

TITLE	N CLAMP JACK (FOR RG-58C/U, 58/U, 142A/U, 223/U CABLE)	CHECKED	J. Lin
Edit Code.	NFS00205F5000-1	DRAWER	Eddie
FILE NO. C:	EDITION: A	DATE	07/05/06
	SCALE	NA	UNIT
			MM

NO	DESCRIPTION	MATERIAL	FINISH	QTY
7	HEX NUT	BRASS	NEXCOTE	1
6	WASHER	BRASS	NEXCOTE	1
5	GASKET	SILICONE	RED	1
4	BRAID CLAMP	BRASS	NEXCOTE	1
3	CONTACT PIN	PHOS. BRONZE	GOLD	1
2	INSULATOR	TEFLON	NATURAL	1
1	BODY	BRASS	NEXCOTE	1