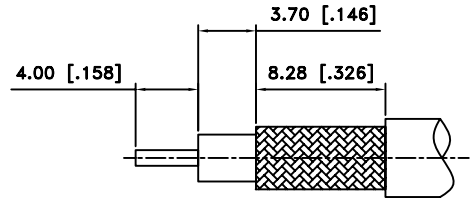
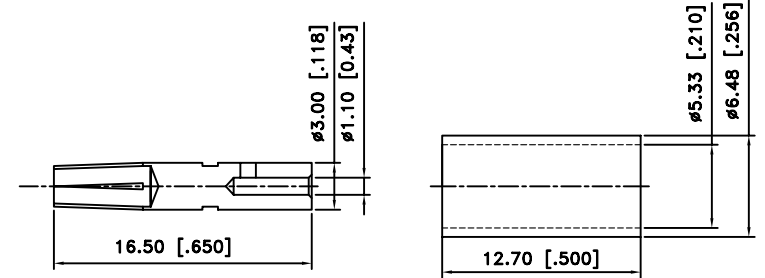
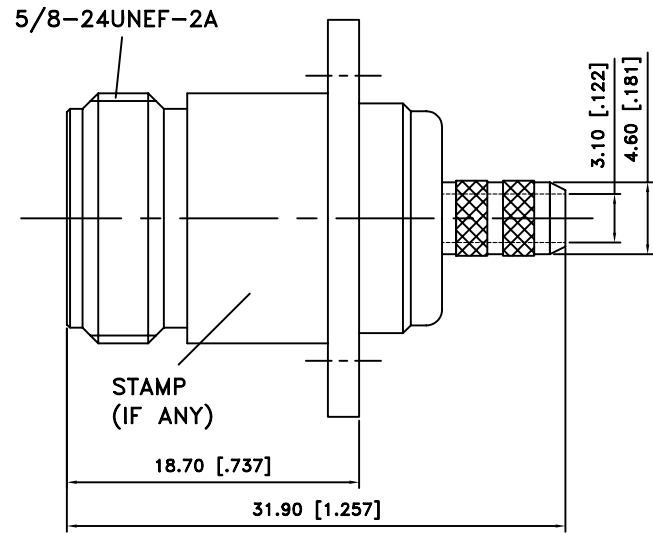
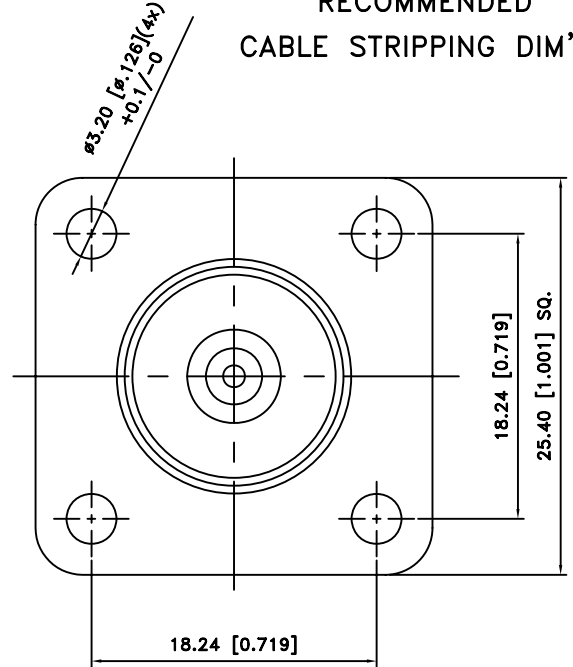


REV.	DATE	DESCRIPTION
A	11/21/03	UPDAYE DRAWING FORMAT



RECOMMENDED  
CABLE STRIPPING DIM'S



NOTE:

1. CRIMPED FERRULE  
HEX CRIMP SIZE .213"
2. CRIMPED CONTACT PIN  
HEX CRIMP SIZE .100"



UNLESS OTHERWISE SPECIFIED DIMENSIONS ARE IN MILLIMETERS. DIMENSIONS IN [ ] ARE IN INCHES AND FOR CUSTOMER REFERENCE ONLY.

UNLESS OTHERWISE SPECIFIED TOLERANCES FOR MILLIMETERS ARE:  
 0.5 - 8mm ± 0.20mm  
 8 - 30mm ± 0.40mm  
 30 - 120mm ± 0.50mm

UNLESS OTHERWISE SPECIFIED TOLERANCES FOR MILLIMETERS ARE:  
 .020 - .315 = ± 0.007"  
 .315 - 1.180 = ± 0.015"  
 1.180 - 4.724 = ± 0.020"

TITLE	N PANEL CRIMP JACK RG58/U CABLE	CHECKED	J. Lin
Edt Code.	NFS01001F5000-1	DRAWER	Eddie
FILE NO. C:	EDITION: A	DATE 07/12/07	SCALE NA UNIT MM

NO	DESCRIPTION	MATERIAL	FINISH	QTY
7				
6				
5				
4	FERRULE	COPPER	NEXCOTE	1
3	CONTACT PIN	PHOS. BRONZE	GOLD	1
2	INSULATOR	TEFLON	NATURAL	1
1	BODY	BRASS	NEXCOTE	1