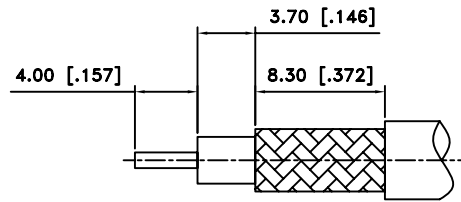
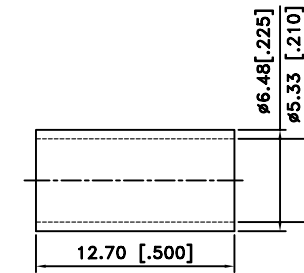
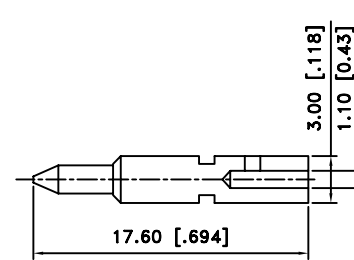
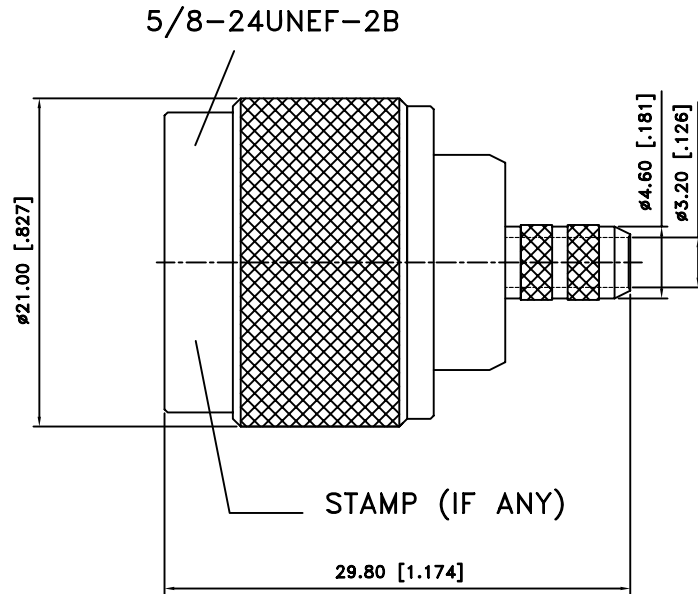


REV	DATE	DESCRIPTION
A	07/21/99	ADD BARREL/ FERRULE DIMS.
B	04/31/03	UPDATE DRAEING FORMAT



RECOMMENDED  
CABLE STRIPPING DIM'S



NOTE:

1. CRIMPED FERRULE  
HEX CRIMP SIZE .213"
2. CRIMPED CONTACT PIN  
HEX CRIMP SIZE .100"



ChoiceRight Electronic Inc

UNLESS OTHERWISE SPECIFIED DIMENSIONS ARE IN MILLIMETERS. DIMENSIONS IN [ ] ARE IN INCHES AND FOR CUSTOMER REFERENCE ONLY.

UNLESS OTHERWISE SPECIFIED TOLERANCES FOR MILLIMETERS ARE:  
0.5 - 8mm ± 0.20mm  
8 - 30mm ± 0.40mm  
30 - 120mm ± 0.50mm

UNLESS OTHERWISE SPECIFIED TOLERANCES FOR MILLIMETERS ARE:  
.020 - .315 = ± 0.007"  
.315 - 1.180 = ± 0.015"  
1.180 - 4.724 = ± 0.020"

TITLE	N CRIMP PLUG (FOR RG-58/U, 141/U CABLE)		CHECKED	J. Lin			
Edt Code.	NMS00101F5000-1		DRAWER	Eddie			
FILE NO. C:	EDITION: A	DATE 04/31/03	SCALE	NA	UNIT	MM	

9				
8				
7				
6				
5				
4	FERRULE	COPPER	NEXCOTE	1
3	CONTACT PIN	BRASS	GOLD	1
2	INSULATOR	TEFLON	NATURAL	1
1	BODY	BRASS	NEXCOTE	1
NO	DESCRIPTION	MATERIAL	FINISH	QTY