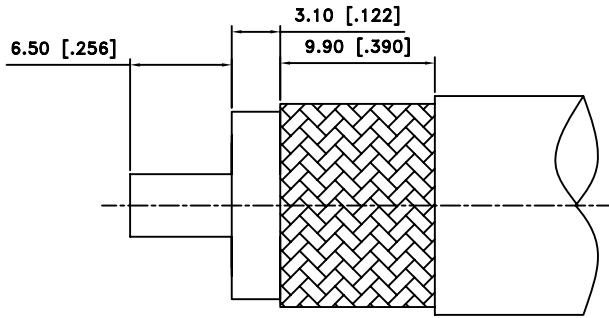
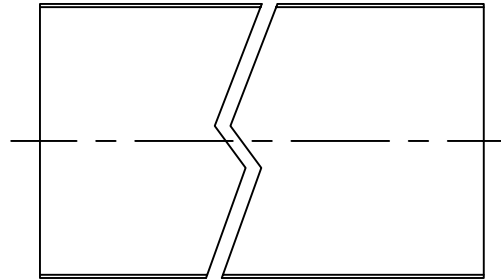


REV.	DATE	ECR NO.	DESCRIPTION
A	01/30/04	-	UPDATE DRAWING FORMAT
B	09/23/08	1000043	REVISE HEX CRIMP DIMENSIONS (NOTES 1 AND 2)

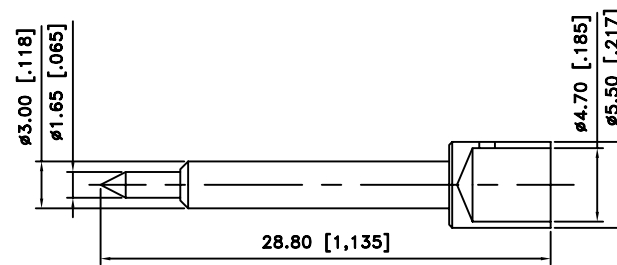
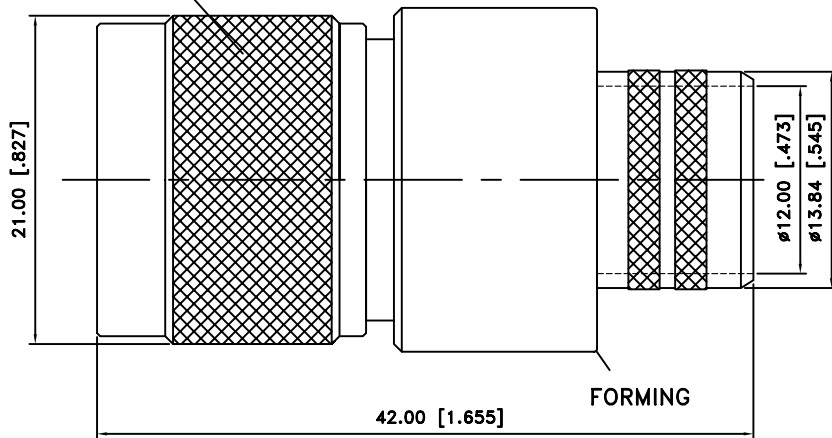


RECOMMENDED
CABLE STRIPPING DIMS.



HEAT SHRINK TUBE

5/8-24UNEF-2B



NOTE:

1. CRIMPED FERRULE HEX CRIMP SIZE .610"[15.50]
2. CONTACT PIN TO SOLDER.



ChoiceRight Electronic Inc

UNLESS OTHERWISE SPECIFIED DIMENSIONS ARE IN MILLIMETERS. DIMENSIONS IN [] ARE IN INCHES AND FOR CUSTOMER REFERENCE ONLY.

UNLESS OTHERWISE SPECIFIED TOLERANCES FOR MILLIMETERS ARE:
 0.5 - 8mm ± 0.20mm
 8 - 30mm ± 0.40mm
 30 - 120mm ± 0.50mm

UNLESS OTHERWISE SPECIFIED TOLERANCES FOR MILLIMETERS ARE:
 .020 - .315 = ± 0.007"
 .315 - 1.180 = ± 0.015"
 1.180 - 4.724 = ± 0.020"

TITLE	N CRIMP PLUG - LMR 600 CABLE		CHECKED	J. Lin			
Edit Code.	NMS00102V5000-1		DRAWER	Eddie			
FILE NO. C:	EDITION: A	DATE 09/23/08	SCALE	NA	UNIT	MM	

NO	DESCRIPTION	MATERIAL	FINISH	QTY
5	HEAT SHRINK TUBE			1
4	FERRULE	COPPER	NEXCOTE	1
3	CONTACT PIN	BRASS	GOLD	1
2	INSULATOR	PTFE	NATURAL	1
1	BODY	BRASS	NEXCOTE	1