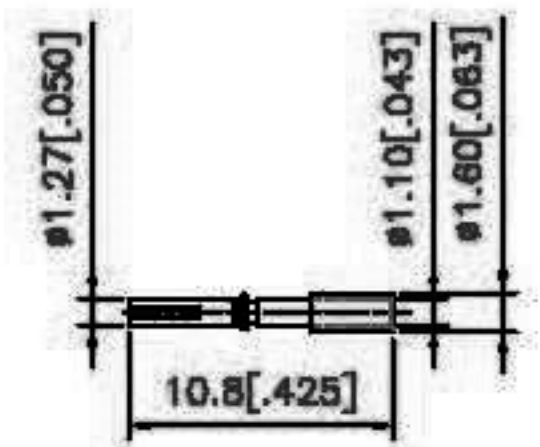
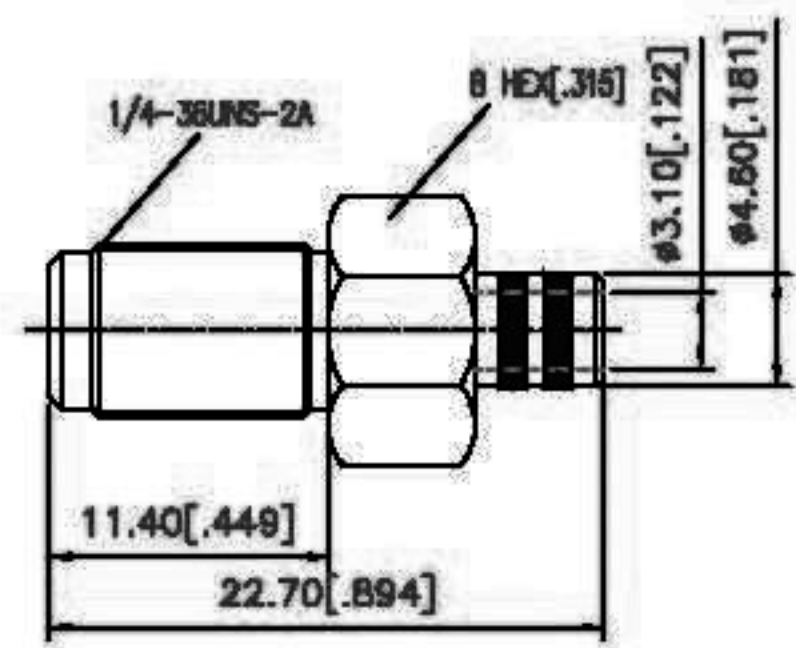
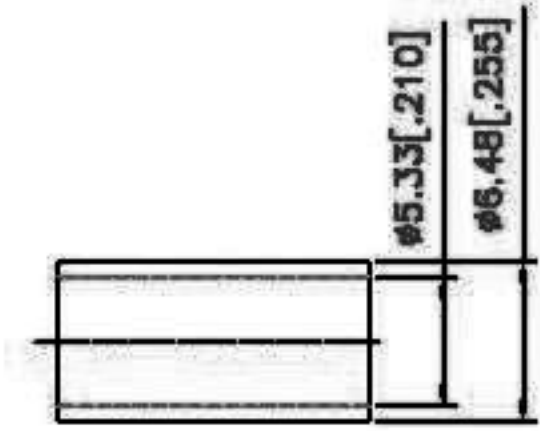
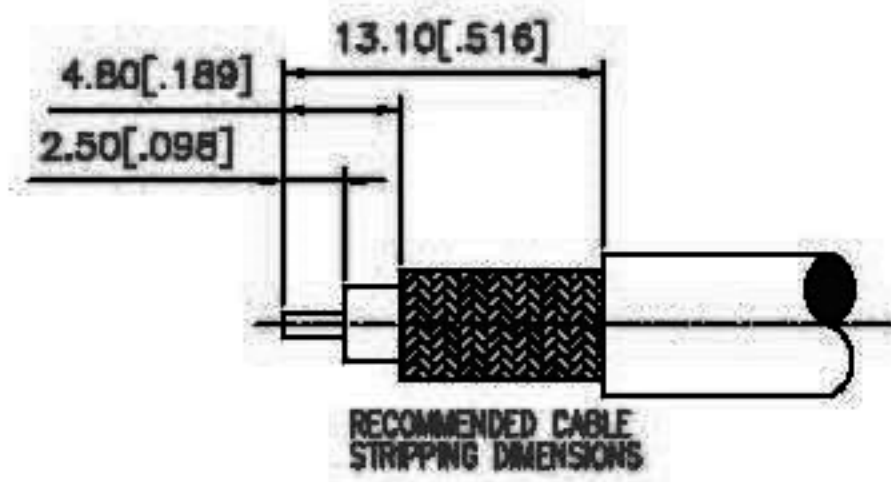


EDITION	DESCRIPTION	DRAWN	DATE
	INITIAL RELEASE		10/10/07
	CHANGE THE CENTER CONTACT		10/18/11
	CHANGE THE CENTER CONTACT AND BODY		09/14/12



- 1.IMPEDANCE: 50 OHM
- 2.FREQUENCY RANGE: DC 0-12.4 GHZ
- 3.DIELECTRIC WITHSTANDING VOLTAGE:1000 VRMS, MIN.
- 4.CRIMPED FERRULE HEX CRIMP SIZE .213"
- 5.CONTACT PIN TO SOLDER



TOLERANCES					
DIMENSIONS ARE IN MILLIMETER					
UNLESS OTHERWISE SPECIFIED TOLERANCES FOR INCHES ARE 0.5-8mm±0.2mm 8-30mm±0.1mm 30-120mm±0.05mm UNLESS OTHERWISE SPECIFIED TOLERANCES FOR INCHES ARE .020-.315=±0.007" .315-1.180=±0.015" 1.180-4.724=±0.020"					
SCALE	NA	UNIT	MM		

TITLE	SMA CRIMP JACK (FOR RG-58C/U,58/U CABLE)	CHECKED	J. Lin
Edt Code.	SMAFS00103F5000-1	DRAWER	Eddie
FILE NO. C:		EDITION: A	DATE 09/14/12

NO	Description	Q'ty	Material	Finish
4	FERRULE	1	COPPER	GOLD
3	CONTACT PIN	1	BER COPPER	GOLD
2	INSULATOR	1	PTFE	NATURAL
1	BODY	1	BRASS	GOLD